

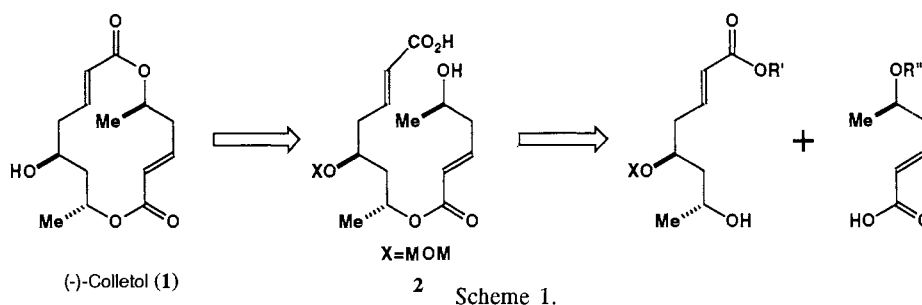
Chiral Synthesis of (-)-Colletol Based on Palladium-Catalyzed Reductive Cleavage of Alkenyloxiranes with Formic Acid

Isao SHIMIZU* and Tetsuya OMURA

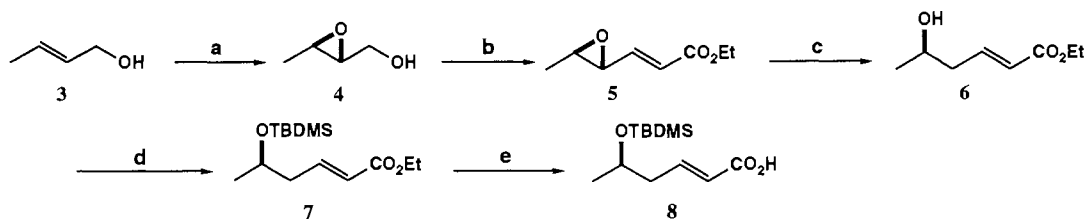
Department of Applied Chemistry, School of Science and Engineering, Waseda University,
3-4-1 Ohkubo, Shinjuku-ku, Tokyo 169

Total synthesis of (-)-colletol was achieved using palladium-catalyzed hydrogenolysis of optically active (*E*)-4,5-epoxy-2-alkenoates to (*E*)-5-hydroxy-2-alkenoates with formic acid as a key step for preparation of the intermediate hydroxy ester segments.

(-)-Colletol (**1**) is a 14-membered bismacrolactone isolated from the fermentathoin broth of *Colletotrichum capsici* in 1973 along with related bislactones, colletodiol, colletoketol, and colletalol.¹⁾ Recently, Keck's group reported the first total synthesis of **1** involving stereoselective addition of triphenylallylstannane to an aldehyde mediated by a Lewis acid.²⁾ Herein we wish to report a synthesis of **1** by stereoselective construction of two optically active hydroxy ester segments **6** and **12** using palladium-catalyzed hydrogenolysis of optically active alkenyloxiranes³⁾ and macrolactonization by Yamaguchi-Yonemitsu method.⁴⁾

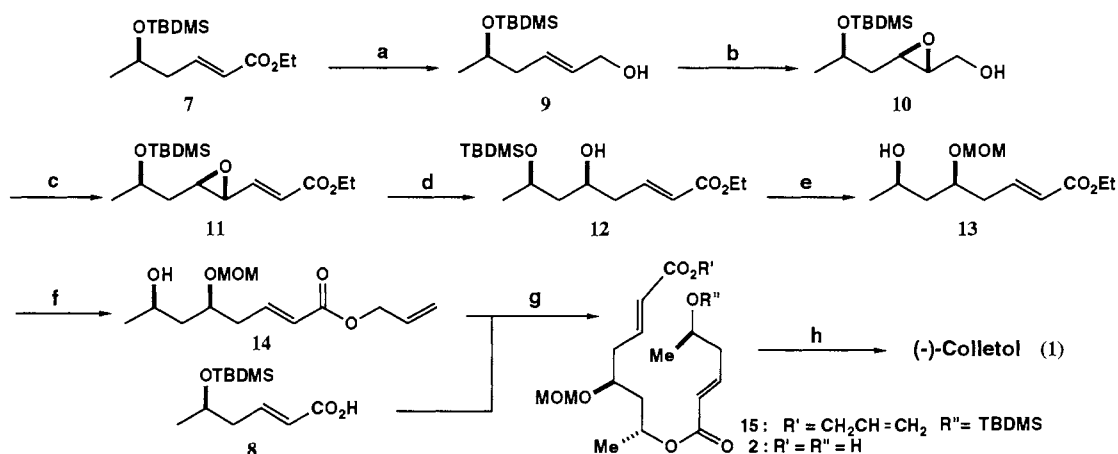


Optically active hydroxy esters **6** and **12** were prepared from alkenyl oxiranes **5** and **11**, respectively. Sharpless asymmetric epoxidation of (*E*)-2-buten-1-ol (**3**)⁵⁾ followed by Swern oxidation and subsequent Horner-Emmons reaction gave the alkenyloxirane **5**. The epoxy group of **5** was reduced selectively with formic acid in the presence of Pd₂(dba)₃CHCl₃-PPh₃ as a catalyst to give the optically active alcohol **6** in 84% yield. Protection of the hydroxy group (TBDMSCl, 92%) and alkaline hydrolysis (3M KOH, 83%) gave the carboxylic acid **8**.



Scheme 2. (a) TBHP, Ti(OⁱPr)₄, (-)-DET, CH₂Cl₂, -25 °C, 55%; (b) (1) (COCl)₂, DMSO, Et₃N, CH₂Cl₂, -78 °C; (2) (EtO)₂P(O)CH₂CO₂Et, NaH, THF, 34%, 2 steps; (c) 2.5 mol% Pd₂(dba)₃CHCl₃, 2 mol% Ph₃P, HCO₂H-Et₃N, dioxane, rt, 84%; (d) TBDMSCl, imidazole, 92%; (e) 3 M KOH, EtOH, 83% (1 M = 1 mol dm⁻³)

The other segment **13** was prepared from the hydroxy ester **7**. Reduction of **7** (DIBAH, 93%) gave the allylic alcohol **9**. By a similar procedure, the allylic alcohol **9** was converted into the hydroxy ester **12** via an optically active epoxy alcohol **10** and the alkenyloxirane **11** in 55% yield. The hydroxy group was protected with MOMCl and the TBDMS ether was deprotected with 1M HCl to give the ester **13** in 83% yield.



Scheme 3. (a) DIBAH, Et₂O, -78 °C, 93%; (b) TBHP, Ti(OⁱPr)₄, (-)-DET, CH₂Cl₂, -25 °C, 91%; (c) (1) (COCl)₂, DMSO, Et₃N, CH₂Cl₂, -78 °C; (2) (EtO)₂P(O)CH₂CO₂Et, NaH, THF, 85%; (d) 2.5 mol% Pd₂(dba)₃CHCl₃, 2.3 mol% Ph₃P, HCO₂H-Et₃N, dioxane, 72%; (e) (1) MOMCl, ⁱPr₂EtN, CH₂Cl₂, 85%; (2) 1 M HCl, THF, 98%; (f) CH₂=CHCH₂OH, ClBu₂Sn-O-SnBu₂OH, toluene, reflux, 93%; (g) (1) DCC, DMAP, Et₂O, 68%; (2) 1 M HCl, THF, 91%; (3) 2 mol% Pd₂(dba)₃CHCl₃, 24.5 mol% Ph₃P, HCO₂H-Et₃N, dioxane, reflux, 71%; (h) (1) 2,6-dichlorobenzoylchloride, Et₃N, DMAP, toluene, 84%; (2) TMSBr, CH₂Cl₂, -30 °C, 71% (1 M = 1 mol dm⁻³)

The ethyl ester **13** was converted into the allyl ester **14** prior to coupling with **8** by Otera method.⁶⁾ Esterification of **8** and **14** using DCC gave **15** in 68% yield. Deprotection of TBDMS ether and removal of allylic moiety with formic acid using palladium catalyst gave the hydroxy carboxylic acid **2** in 64% yield. Finally, lactonization of **2** was carried out using 2,6-dichlorobenzoyl chloride and subsequent deprotection of MOM group with TMSBr⁷⁾ gave (-)-**18,9** in 60% yield from **2**.

This synthetic method of hydroxy esters described in this paper provides a promising method for 1,3-polyols which are present in a number of polyene macrolide antibiotics. This research was financially supported by Grant-in-Aids for Scientific Research on Priority Areas (No. 05234228) from Ministry of Education, Science and Culture and the Asahi Glass Foundation for Industrial Technology.

References

- 1) J. MacMillan and T. J. Simpson, *J. Chem. Soc., Perkin Trans. 1*, **1973**, 1487.
- 2) G. E. Keck and J. A. Murry, *J. Org. Chem.*, **56**, 6606 (1991).
- 3) M. Oshima, H. Yamazaki, I. Shimizu, M. Nisar, and J. Tsuji, *J. Am. Chem. Soc.*, **111**, 6280 (1989).
- 4) F. J. Dommerholt, L. Thijs, and B. Zwanenburg, *Tetrahedron Lett.*, **32**, 1495 (1991); H. Tone, T. Nisi, Y. Oikawa, and O. Yonemitsu, *Chem. Pharm. Bull.*, **37**, 1167 (1989).
- 5) B. E. Rossiter, T. Katsuki, and K. B. Sharpless, *J. Am. Chem. Soc.*, **103**, 464 (1981); Y. Gao, R. M. Hanson, J. M. Klunder, S. Y. Ko, H. Masamune, and K. B. Sharpless, *ibid.*, **109**, 5765 (1987).
- 6) J. Otera, T. Yano, A. Kawabata, and H. Nozaki, *Tetrahedron Lett.*, **21**, 2383 (1986).
- 7) S. Hanessian, D. Delorme, and Y. Dufresne, *Tetrahedron Lett.*, **25**, 2515 (1984).
- 8) (-)-Colletol (**1**): [α]_D²⁴ = -3.3° (c1.04, CHCl₃); ¹H NMR (400 MHz, CDCl₃) δ 6.62-6.73 (m, 2H), 5.79 (d, J=15.0 Hz, 1H), 5.76 (d, J=15.4 Hz, 1H), 5.24 (m, 1H), 5.17 (m, 1H), 4.02 (m, 1H), 2.48-2.54 (m, 2H), 2.20-2.33 (m, 2H), 1.97 (ddd, J=2.93, 2.93, 15.75 Hz, 1H), 1.50 (ddd, J=2.93, 6.23, 15.76 Hz, 1H), 1.35 (d, J=6.59 Hz, 3H), 1.34 (d, J=6.60 Hz, 3H); HRMS (CI) Found : 269.1416. Calcd for C₁₄H₂₁O₅ (MH⁺) 269.1389.
- 9) The enantiomeric excess of (-)-**1** was >99% confirmed by NMR after converting to its (+)- and (-)-MTPA esters.

(Received July 5, 1993)